

H60-022-90-120-B

Outdoor IP67/IK10 L2 PRO 2-Port Gigabit
bt/PoH PoE Switch for Avigilon & Hanwha & Axis
PTZ / Multi-Sensor Cameras and Compatible Mounts



The AETEK H60-022-90-120-B is an all-in-one PoE solution designed for **Avigilon**, **Axis**, and **Hanwha PTZ and multi-sensor cameras**, with direct mounting support for Avigilon and adapter compatibility for Axis and Hanwha. It delivers up to 90W PoE output per port with a total PoE power budget of 120W, providing sufficient power for high-performance devices.

Equipped with two Gigabit bt/PoH PoE ports and two Gigabit SFP slots, this model supports flexible uplink options and daisy-chained deployments. Its customized front panel features precisely positioned mounting holes designed to fit **Avigilon wall mount** accessories, allowing direct camera installation without additional brackets. For Axis and Hanwha cameras, compatible adapters (**AT-401 set for Axis**, **AT-402 for Hanwha**) are available to seamlessly integrate their respective wall mount accessories.


With a rugged IP67 and IK10-rated housing, the H60-022-90-120-B withstands harsh outdoor environments with operation temperatures ranging from -40°C to +65°C (-40°F to +149°F), making it a robust and integrated solution for outdoor surveillance networks.

Additionally, the switch features NTS (Network Topology System) — a web-based graphical user interface designed for IP surveillance. It enables automatic device discovery, real-time topology view, PoE reboot, cable diagnostics and more, streamlining network setup and maintenance.

Features

- Compatible with Avigilon wall mount holes for direct PTZ and multi-sensor camera installation
- Compatible with Axis wall mount accessories via AT-401 adapter set (includes Recessed Adapter and Small Adapter) for PTZ and multi-sensor cameras
- Compatible with Hanwha wall mount accessories via AT-402 adapter for PTZ and multi-sensor cameras
- Delivers up to 90W IEEE 802.3bt/PoH PoE output per port
- Gigabit SFP ports for flexible uplink and daisy-chain networks
- Integrated NTS for real-time topology view, PoE reboot, and cable diagnostics
- Rugged aluminum enclosure with IP67 and IK10-rated protection
- Wide operating temperature: -40°C to +65°C (-40°F to +149°F)
- Built-in 6KV PoE surge protection and 10KV AC surge protection


AVIGILON™



AXIS® COMMUNICATIONS



Hanwha Vision



IP Camera Controller Features

Device List

Show 10 entries Search:

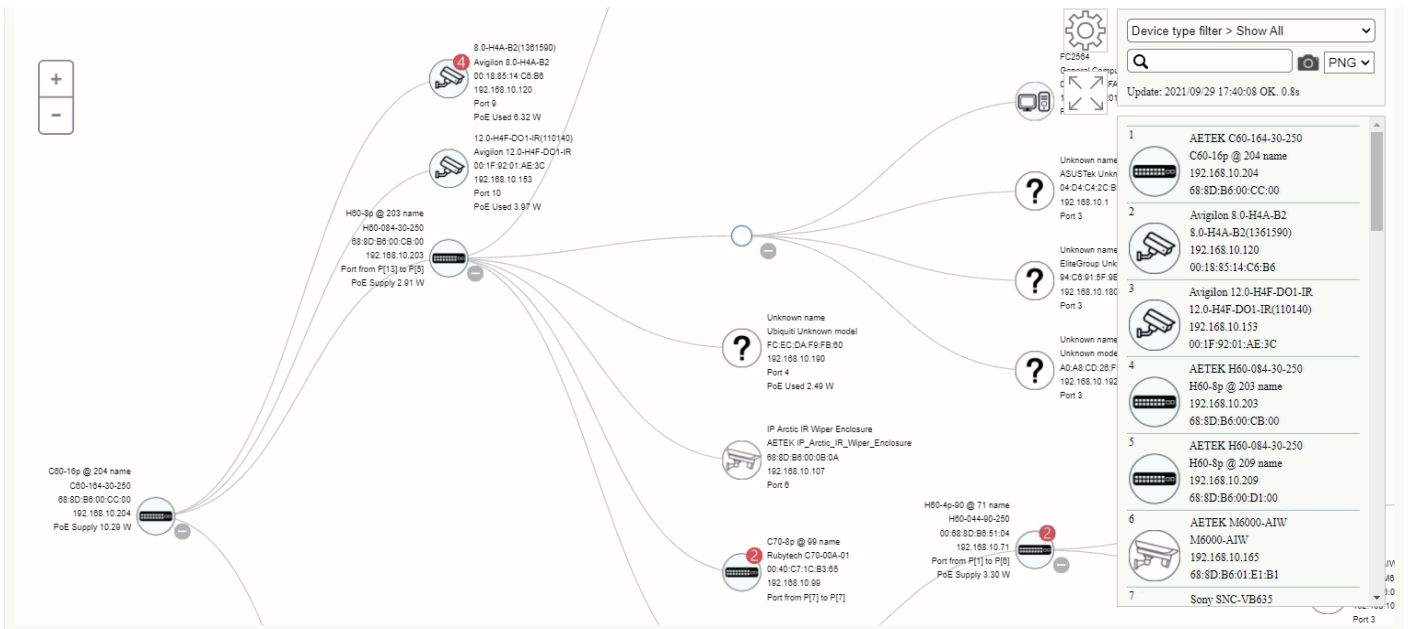
Status	Device Type	Model Name	Device Name	MAC	IP Address
Online	PoESW	H60-084-30-250	H60-8p @ 203 name	68:8D:B6:00:CB:00	192.168.10.203
Online	PoESW	H60-084-30-250	H60-8p @ 209 name	68:8D:B6:00:D1:00	192.168.10.209
Online	IPMX	M6000-AIW	M6000-AIW	68:8D:B6:01:E1:B1	192.168.10.165
Online	IP Camera	SNC-VB635	Sony	D8:D4:3C:DD:F5:C7	192.168.10.122
Online	IP Camera	WV-S1131	Panasonic_WV-S1131	BC:C3:42:71:79:D0	192.168.10.104
Online	IPSG	SD-504	SD-504	68:8D:B6:00:00:01	192.168.10.108
Online	PC	General Computer	FC2564	00:50:56:2D:FA:AC	192.168.10.201
Online	Others	Unknown model	Unknown name	04:D4:C4:2C:B5:EC	192.168.10.1
Online	Others	Unknown model	Unknown name	94:C6:91:5F:9E:EA	192.168.10.180
Online	PC	General Computer	MIS-TEMP-NB4	A0:A8:CD:26:FE:FD	192.168.10.192

Showing 1 to 10 of 29 entries

Previous 1 2 3 Next

[Edit](#)

Topology View



Device Dashboard

The device dashboard for the selected IP camera (12.0-H4F-DO1-IR(110140)) displays the following information:

- Device Type:** IP Cameras
- Device Name:** 12.0-H4F-DO1-IR(110140)
- Model Name:** 12.0-H4F-DO1-IR
- MAC Address:** 00:1F:92:01:AE:3C
- IP Address:** 192.168.10.153
- Http Port:** 80
- PoE Used:** 4.21 W

Control options include Login, Diagnostics, PoE Reboot, Dashboard, Notification, and Monitor.

Floor Map View

Device Dashboard

Device Type PoE Switches
Device Name H60-4p-90 @ 73 name
Model Name H60-044-90-250
MAC Address 00:E0:4C:51:04:0A
IP Address 192.168.10.73
Http Port 80
PoE Supply 0 W
API Account admin73
API Password passwd73

Close Apply

Login Upgrade PoE Config Diagnostics

Dashboard Notification

Device List:

- AETEK C60-164-30-250 C60-16p @ 204 name 192.168.10.204 68:8D:B6:00:CC:00
- Avigilon 8.0-H4A-B2 8.0-H4A-B2(1361590) 192.168.10.120 00:18:85:14:C6:B6
- Avigilon 12.0-H4F-DO1-IR 12.0-H4F-DO1-IR(110140) 192.168.10.153 00:1F:92:01:AE:3C
- AETEK H60-084-30-250 H60-8p @ 203 name 192.168.10.203 68:8D:B6:00:CB:00
- AETEK H60-084-30-250 H60-8p @ 209 name 192.168.10.209 68:8D:B6:00:D1:00
- AETEK M6000-AIW M6000-AIW 192.168.10.165

Druggable: ONE

Google Map View

Device Dashboard

Device Type PoE Switches
Device Name H60-8p @ 203 name
Model Name H60-084-30-250
MAC Address 68:8D:B6:00:CB:00
IP Address 192.168.10.203
Http Port 80
PoE Supply 2.54 W
API Account admin203
API Password passwd203

Close Apply

Upgrade PoE Config

Dashboard Notification

Device List:

- AETEK C60-164-30-250 C60-16p @ 204 name 192.168.10.204 68:8D:B6:00:CC:00
- Avigilon 8.0-H4A-B2 8.0-H4A-B2(1361590) 192.168.10.120 00:18:85:14:C6:B6
- Avigilon 12.0-H4F-DO1-IR 12.0-H4F-DO1-IR(110140) 192.168.10.153 00:1F:92:01:AE:3C
- AETEK H60-084-30-250 H60-8p @ 203 name 192.168.10.203 68:8D:B6:00:CB:00
- AETEK H60-084-30-250 H60-8p @ 209 name 192.168.10.209 68:8D:B6:00:D1:00
- AETEK M6000-AIW M6000-AIW 192.168.10.165

Druggable: ONE Animation: OFF

Cable Diagnostics

Diagnostics

Device Type IP Cameras
Device Name 12.0-H4F-DO1-IR(110140)
Model Name 12.0-H4F-DO1-IR
MAC Address 00:1F:92:01:AE:3C
IP Address 192.168.10.153

Icon	Diagnostic
1	AETEK C60-164-30-250 C60-16p @ 204 name 192.168.10.204 68:8D:B6:00:CC:00 Port: 10 <input checked="" type="checkbox"/> Connection ok Speed: 100M <input checked="" type="checkbox"/> Cable Status ok
3	Avigilon 12.0-H4F-DO1-IR 12.0-H4F-DO1-IR(110140) 192.168.10.153 00:1F:92:01:AE:3C

Back

Device List:

- AETEK C60-164-30-250 C60-16p @ 204 name 192.168.10.204 68:8D:B6:00:CC:00
- Avigilon 8.0-H4A-B2 8.0-H4A-B2(1361590) 192.168.10.120 00:18:85:14:C6:B6
- Avigilon 12.0-H4F-DO1-IR 12.0-H4F-DO1-IR(110140) 192.168.10.153 00:1F:92:01:AE:3C
- AETEK H60-084-30-250 H60-8p @ 203 name 192.168.10.203 68:8D:B6:00:CB:00
- AETEK H60-084-30-250 H60-8p @ 209 name 192.168.10.209 68:8D:B6:00:D1:00
- AETEK M6000-AIW M6000-AIW 192.168.10.165
- Sony SNC-VB635

PoE Features

- IEEE802.3at (PoE+ 30W),bt / PoH 90W
- Max. allowed 30W / 90W per port
- Port status table

PoE Port Configuration						
Local Port	PD Class	Power Used	Current Used	Priority	Port Status	
1	-	0.00 [W]	0 [mA]	high	No PD detected	
2	class 8	90.00 [W]	1700 [mA]	high	on	
Total		90.00 [W]				

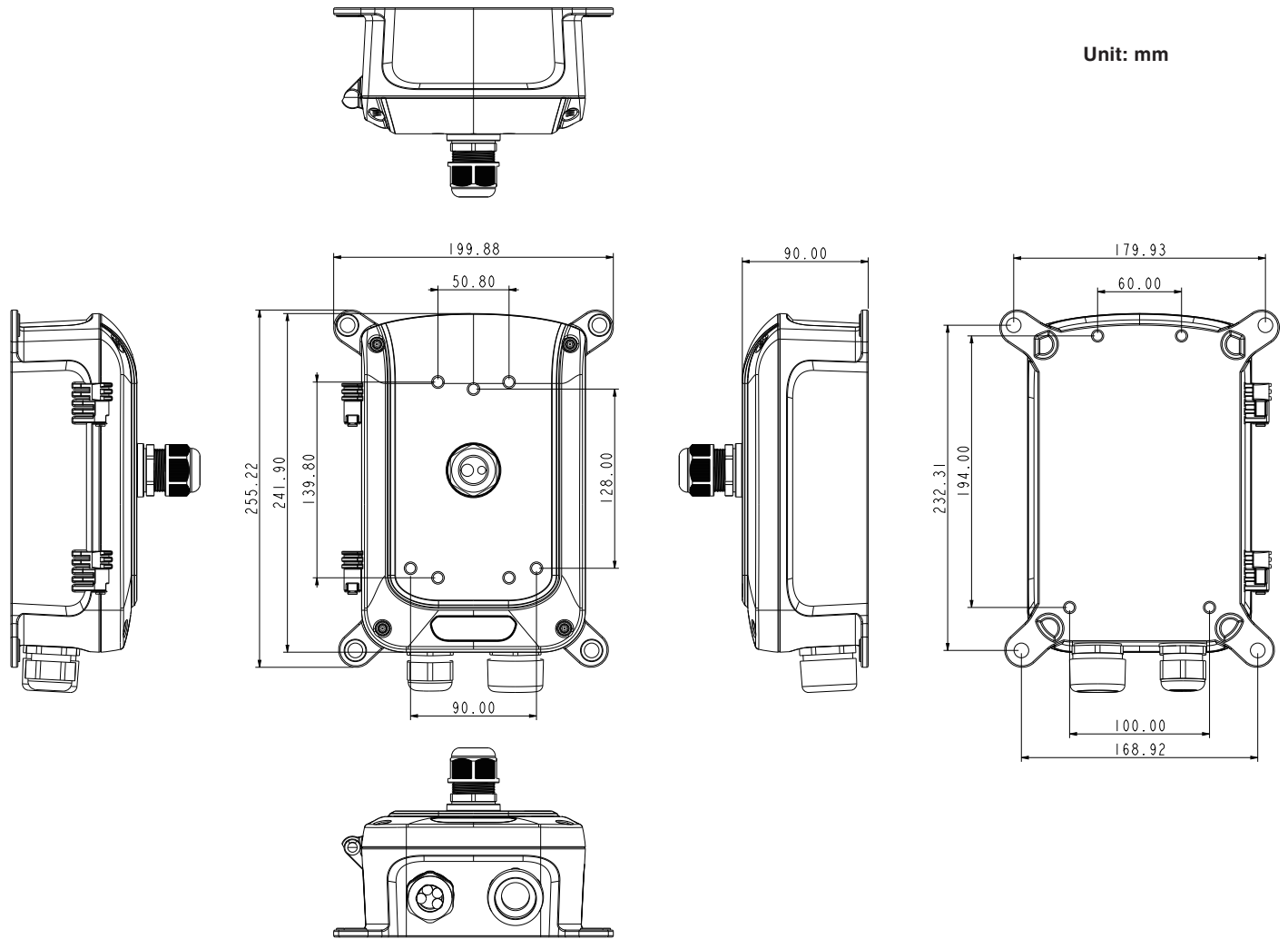
Specifications - Software

PoE Management	
Port Configuration	Supports per port PoE configuration function
PoE Scheduling	Supports per port PoE scheduling to turn on/off the PoE devices (PDs).
Auto-checking	Check the link status of PDs. Reboot PDs if there is no responses
Power Delay	The switch provides power to the PDs based on delay time when PoE switch boots up, in order to protect switch from misuse of the PDs.
IP Surveillance Graphical User Interface Specifications	
Automatic Discovery	Discover IP cameras complying ONVIF automatically
Topology View	Generate Topology maps to manage IP cameras
Floor view	It's easy to drag and drop PoE devices and help you to build smart workforces
Map view	Enhance efficiency to drag and drop devices and monitor surroundings on google map
Traffic Monitoring	Comprehensive chart to show traffic status
PoE Management	Reboot IP camera, Scheduling PoE on/off, alive checking, Power delay as PoE switch boots up, PoE configuration
Layer 2 Switching Specifications	
Spanning Tree Protocol	MAC Bridges Standard Spanning Tree (STP) 802.1d, Rapid Spanning Tree (RSTP) 802.1w, Multiple Spanning Tree (MSTP) 802.1s
IP/Mac Port Trunking	Link Aggregation Control Protocol (LACP) IEEE 802.3ad , Static aggregation.
VLAN	Supports up to 4K VLANs simultaneously (out of 4096 VLAN IDs), Port-based VLAN, 802.1Q tag-based VLAN
IGMP v1/v2 Snooping	IGMP limits bandwidth-intensive multicast traffic to only the requesters.
Layer 3 Switching Specifications	
DHCP Server	Assign IP to DHCP clients
Security	
Port Security	Locks MAC addresses to ports, and limits the number of learned MAC address
Storm Control	Prevents traffic on a LAN from being disrupted by a broadcast, multicast, or unicast storm on a port
Loop Protection	To prevent unknown unicast, broadcast and multicast loops in Layer 2 switching configurations.
QoS	
Classification	Port based, 802.1p VLAN priority based
Bandwidth Control	Ingress policer, Egress shaping and rate control, Per port
Management software	
Port Mirroring	Traffic on a port can be mirrored to another port for analysis with a network analyzer or RMON probe. Up to N-1 (N is Switch's Ports) ports can be mirrored to single destination port. A single session is supported.
IEEE 802.1ab (LLDP)	Used by network devices for advertising their identities, capabilities, and neighbors on an IEEE 802ab local area network, Support LLDP-MED extensions
Web GUI Interface	Built-in switch configuration utility for browser-based device configuration
SNMP	SNMP version1, 2c, 3
Flow Control	The IEEE 802.3x standard for monitoring high speed switched networks. It gives complete visibility into the use of networks enabling performance optimization, accounting/billing for usage, and defense against security threats
Firmware Upgrade	Web browser upgrade HTTP and TFTP
NTP	Network Time Protocol (NTP) is a networking protocol for clock synchronization between computer systems over packet-switched
Other Management	System, HTTP, HTTPS, DHCP Client, Cable Diagnostics, Syslog, IPV4/IPV6 Management, SSH, Telnet

Specifications

H60-022-90-120-B	
Networking	
Total Gigabit Ethernet Ports	4
Gigabit Ethernet 802.3af/at/bt PoE Ports	2 x 90W bt/PoH PoE
Gigabit Ethernet SFP Ports (100M/1G)	2
Forwarding Capacity	11.904Mpps
Mac Table	8K
Jumbo Frames	9,216 Bytes
Switching Capacity	8 Gbps
Power	
Input Voltage	100~240VAC and 48-56VDC Backup Input Power
Output Power per PoE Port	PoE IEEE 802.3af (Max. 15.4W) PoE+ IEEE 802.3at (Max. 30W) PoE++ IEEE 802.3bt/PoH (Max. 90W)
Output PoE Power Pin Assignment	12(-), 36(+), 45(+), 78(-)
System Power Consumption (without PoE)	10W
PoE Output Power Budget	120W
Surge Protection per PoE Port	6KV
Surge Protection for AC power	10KV
Mechanical	
Dimensions (W x D x H)	199.9 x 255.2 x 130 mm
Weight	3.2 kg (7.05 lb)
Console	RJ45
Reset Button	2~7 sec.: Reset 7~12 sec.: Restore default
Environmental	
IP Rating	IP67
IK Rating	IK10
Operating Temperature	-40°C ~ 65°C (-40°F ~ 149°F)
Storage Temperature	-40°C ~ 85°C (-40°F ~ 185°F)
Operating Humidity	5% ~ 95% non-condensing
Certifications	
EMC	CE, FCC, VCCI, C-Tick Class A
Safety	EN62368-1
Surge	EN61000-4-5
Others	
Compatible Avigilon Mounts	IRPTZ-MNT-WALL1 MNT-PEND-WALL WLMT-1001 WLMT-1021 WLMT-1031
Compatible Hanwha Mounts	SBP-300WM1 SBP-300WMW1
Compatible Axis Mounts	T91E61 T91D61

Dimension





Optional Accessories

SFP Modules

 <p>SFP-ISX-X5 Industrial Gigabit SFP Transceiver</p> <ul style="list-style-type: none"> • MMF • 0.5 km • -40°C ~85°C 	 <p>SFP-ISX-02 Industrial Gigabit SFP Transceiver</p> <ul style="list-style-type: none"> • MMF • 2 km • -40°C ~85°C 	 <p>SFP-ILX-10 Industrial Gigabit SFP Transceiver</p> <ul style="list-style-type: none"> • SMF • 10 km • -40°C ~85°C 	 <p>SFP-ILX-40 Industrial Gigabit SFP Transceiver</p> <ul style="list-style-type: none"> • SMF • 40 km • -40°C ~85°C 	 <p>SFP-ITX-X1 Industrial Gigabit SFP Transceiver</p> <ul style="list-style-type: none"> • SFP • 100 km • -40°C ~85°C
--	--	---	---	--

Pole Mount Brackets

 <p>AT-100 Pole Mount Adapter</p>	 <p>AT-101 Pole Mount Adapter</p>
---	---



Corner Mount Bracket

 <p>AT-200 Corner Mount Adapter</p>
--

Fiber Splice Tray

 <p>AT-302 Fiber Splice Tray</p>
--

Adapters

 <p>AT-401 Adapter for Axis Mount Bracket</p>	 <p>AT-402 Adapter for Hanwha Mount Bracket</p>
---	---